



Welcome!


How to Lead an IPP
Plant Paddle



Keeping a watchful eye on the health of Maine lakes since 1971



VLMP MISSION
 to help protect Maine lakes through
 widespread citizen participation in the
 gathering and dissemination of
 credible scientific information
 pertaining to lake health




About the VLMP

- The oldest, and one of the largest, statewide citizen lake monitoring programs in U.S.
- Training and technical support for thousands of volunteer citizen scientists statewide
- 1200 certified citizen lake scientists monitoring over 500 Maine lakes
- Largest collector of scientific information pertaining to Maine lakes

Maine's IAS Action Plan

- Prevention
- Early Detection *
- Rapid Response & Management





INVASIVE PLANT PATROL



IPP Strategy for Growth & Sustainability

- Multi- level system
- Volunteer IPP Leaders at every level
- Leadership training and support
- Increased emphasis on teamwork





IPP
LEADERS

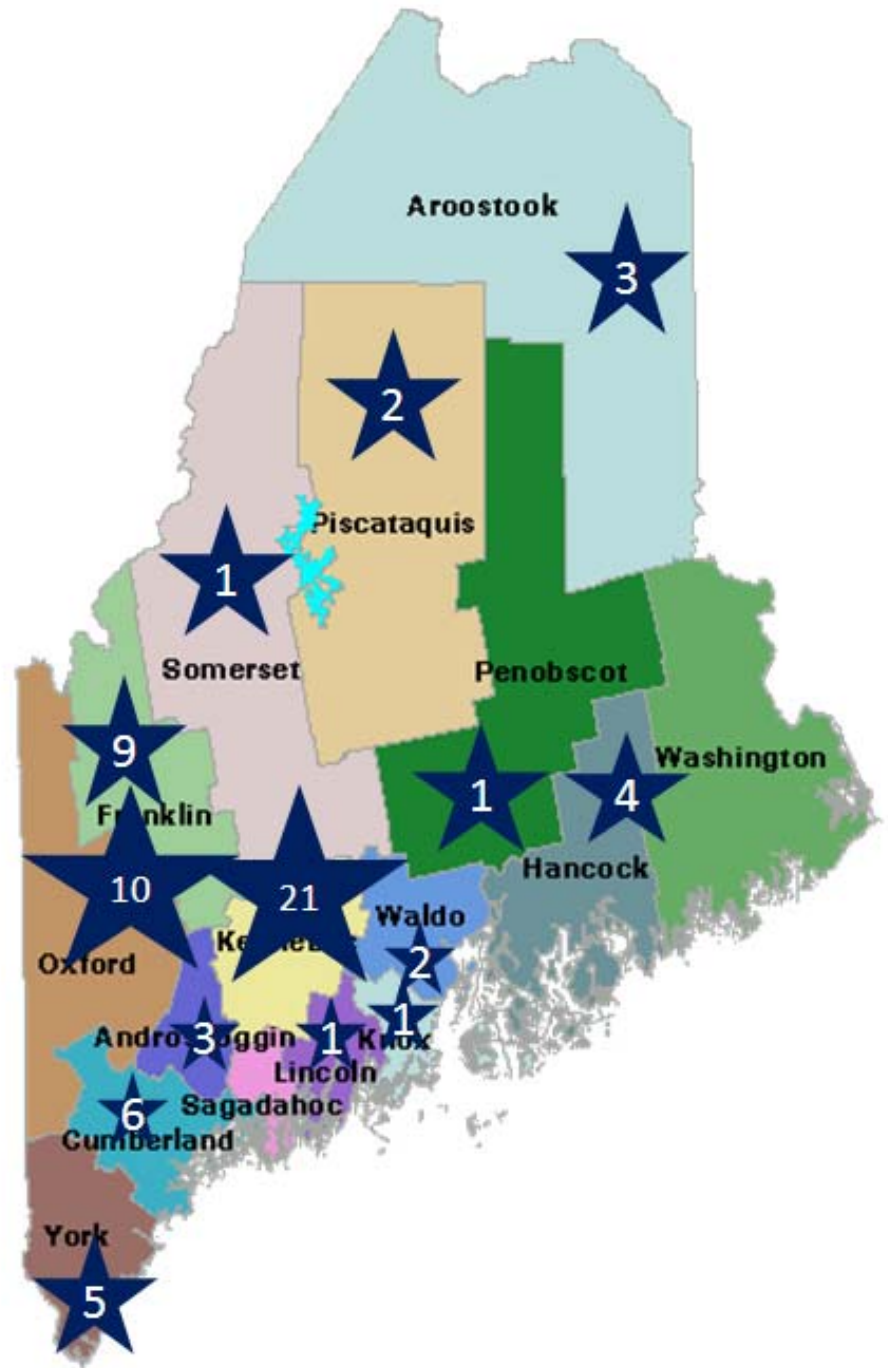




Volunteer IPP's providing leadership at the local, regional, and statewide levels

**90
TEAMS &
counting!**

(active or actively forming)



Support for IPP Leaders



Aquatic Plant ID
Training &
Certification



How to Conduct a
Plant Paddle



View Scope Clinic



IPP Leaders' Roundtable

Newly Updated Website

www.mainevlmp.org



Your Lake VLMP News Maine Lake Report Contact

Donate
Join

Help Protect
Maine Lakes



HOME ABOUT MONITORING VOLUNTEER RESOURCES WORKSHOPS & EVENTS MEDIA

Home



Maine Volunteer Lake Monitoring Project - Mission Statement (beautiful Downeast imag... <



IPP Leaders' Page

www.mainevlmp.org/volunteer-info/volunteer-leaders-coordinators/invasive-plant-patrol-leaders-page/



[Your Lake](#) [VLMP News](#) [Maine Lake Report](#) [Contact](#)

Donate

Join

Help Protect
Maine Lakes



[HOME](#) [ABOUT](#) [MONITORING](#) [VOLUNTEER RESOURCES](#) [WORKSHOPS & EVENTS](#) [MEDIA](#)

Invasive Plant Patrol Leaders



Invasive Plant Patrol Leaders ~


Welcome to our webpage just for YOU!

When the VLMP achieves its *ultimate* goal as an organization, virtually every lake in the State of Maine will have one or more water quality monitors and an active team of trained Invasive Plant Patrollers routinely monitoring the health of the waterbody. This statewide cadre of dedicated volunteers, trained and certified by the VLMP, will be supported and sustained by a well-organized, integrated, collaborative system involving the VLMP, local, county and State agencies, trained volunteer coordinators, local lake associations, and regional lake conservation groups.

Such a structure provides opportunities for volunteer leadership at every level: trained Invasive Plant Patrollers, IPP Lake Team Leaders and IPP Regional Coordinators. The benefits of such a system include: technical assistance and quality assurance checks at each level; enhanced volunteer involvement and contribution; improved program efficiency and sustainability.

This webpage was designed to provide resources, technical support and sharing opportunities for





HOW TO LEAD AN IPP PLANT PADDLE

A VLMP workshop for trained Plant Patrollers, IPP Lake Team Leaders, and Regional IPP Leaders and others who wish to expand community engagement in local early detection efforts



What is a Plant Paddle?




Plant Paddles are short (2 - 3 hour) events that take place on shore and on the water

Fun, informal way to introduce community members to the threat of IAP and the importance of early detection

Guided learning experiences, well suited to community events, i.e., lake days, civic group meetings, school outings, lake association meetings, etc.





Why Plant Paddles



The detection of hydrilla in a small remote cove in Damariscotta Lake makes it clear. . . IAP can be introduced anywhere in a waterbody

The More Trained Eyes on the Water
the Better!



A trained, active IPP Team provides the best assurance that an invader will be found *before* it becomes irreversibly established

Planning



Task/Need	Existing Resources	Needed Resources	Strategy for Meeting Need/s	Task Assignment	Task Deadline
Event Planning & Coordination					
Location					
Outreach					
Equipment & materials					
Safety & Liability Issues					
Agenda					

Planning Matrix

Event Planning & Coordination

Target audience? Lake association members, youth, retired folks, civic groups, all of the above? (Maximum number of participants?)


Stand alone event or part of larger community event?

Many hands make light work. Who can help you plan, coordinate and lead the Plant Paddle?


Choosing a date and time. Will there be a rain date?

Food?? *Always* a good idea!





Outreach





Identify Target Audience

Community (*everyone* who has a stake in keeping local and state waters free of invaders)

Potential local (& statewide) partners

Potential plant paddle participants





Outreach

Develop Outreach Campaign

Press release: dailies, weeklies



Newsletters

Flyers, posters

Web postings: town, lake association, social media

Meeting presentations

Word of mouth



Location, Location, Location



Ideal Location

An underwater photograph showing a dense field of tall, thin seagrass stalks. The stalks are green and rise from a bed of smaller, darker green vegetation. Several large, colorful leaves are visible, some in shades of purple, pink, and orange, suggesting a diverse and healthy ecosystem. The water is clear and blue, with some light filtering through from above.

Easy paddle to:

Quiet, protected littoral areas with interesting plant habitat; minimal boat traffic disturbance

Variety of plant densities


Good species diversity

Native look-alike species, a big plus

Ideal Location

- Safe, carry-on access with ample nearby parking
- Open space to meet, look at plants, picnic, etc
- Outdoor furniture, e.g., picnic tables, lawn chairs, etc. a big plus
- Access to bathroom or port-a-potty

Equipment & Materials supplied by leaders




- Rakes
- View scopes and pocket magnifiers
- Quick Keys (participants keep; 1 for each person)
- Instructor's Plant ID Flip Book *
- Laminated tray cards *
- Loaner ID Keys: Field Guides and Plant ID Card Sets
- Small White Trays (1 for every 2 people)
- 4 Large specimen trays
- Zip-loc bags (1 or 2 per person)



* Download - www.mainevlmp.org/volunteer-info/volunteer-leaders-coordinators/invasive-plant-patrol-leaders-page/#training


Equipment & Materials supplied by participants



- Boat (canoe, kayak, rowboat or other shallow draft boat)
- Paddles, oars, etc.
- Personal Floatation Device (PFD)
- Polarized sunglasses
- Personal items: water, snacks, sunscreen, towel etc.
- Camera (optional)



Safety & Liability Issues



Go over basic safety protocols (to follow)

Consult with property owners & legal council on specific liability issues & concerns

Consider signed "liability release" forms





SAFETY is #1

- All participants paddle in teams
- All wear PFD's at all times when on the water
- Go over signal (whistle/bell) for calling folks off of the water in case of emergency
- Be prepared for sudden changes in weather
- Warn participants that dense plant communities can pose safety threats to swimmers & divers. Use caution!
- Invite a local EMT or First Responder to participate!

The Plant Paddle



Keep it simple . . . Keep it fun!

Possible Plan of Action . . .


8:00 IPP Leaders arrive ~
assemble gear

9:00 Participants arrive ~ assemble gear, sign-in,
liability releases (refreshments?)

9:30 Welcome & introductions ~ name, lake, and
reasons for coming (Sample welcome script in packet)



Continued



- ▶ **9:45 Get organized and ready to launch**
- Go over safety protocols
- Liability release & PFD check
- Explain mission: explore, observe, enjoy, collect one or two plants
- Explain how to collect a specimen
- Distribute gear, include Quick Keys and small trays
- Partner-up
- Launch boats!



Continued



10:00 *Plant Paddle!*

- Mingle; share your enthusiasm, answer questions; help paddlers
- Identify some common natives “in-situ” using the Quick Key and other ID aids





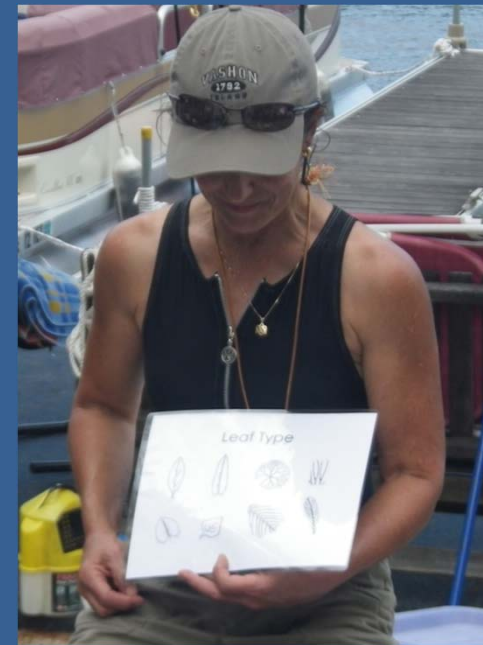


HAVE FUN!

11:00 Return to shore ~ Plant ID Exercise

Get Oriented to the Task

- Go over the basics of plant structure (using Flip Book)
- Introduce and, using one of the collected plants, demonstrate how to use the Quick Key



Quick Key Practice & Plant Sorting



Plant ID Exercise

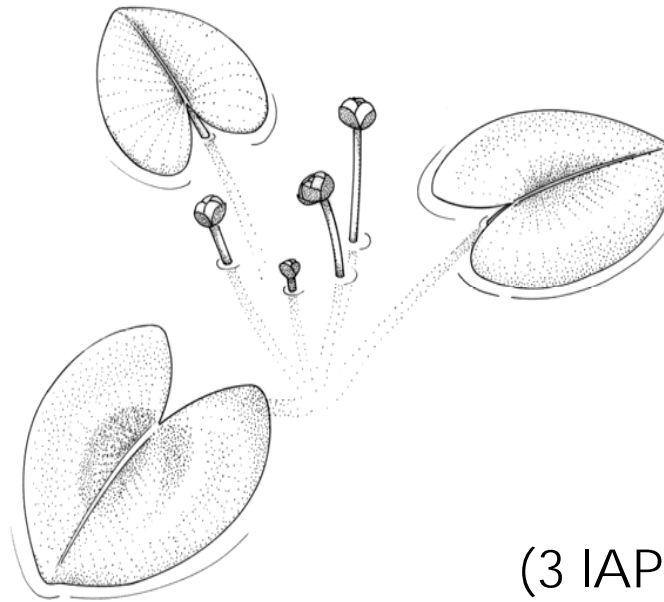
Quick Key Practice & Plant Sorting

Encourage paddlers to run at least one of their collected plants through the Quick Key if they have not already done so out on the water. Assist as needed.

Ask paddlers to sort collected plant specimens into following four labeled trays, providing assistance as needed



floating-leaf plants





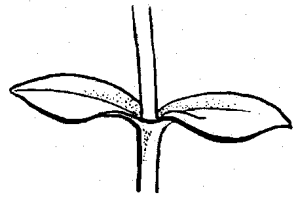
(3 IAP in this category)

*finely-divided leaves
arranged on stems*



(4 IAP in this category)

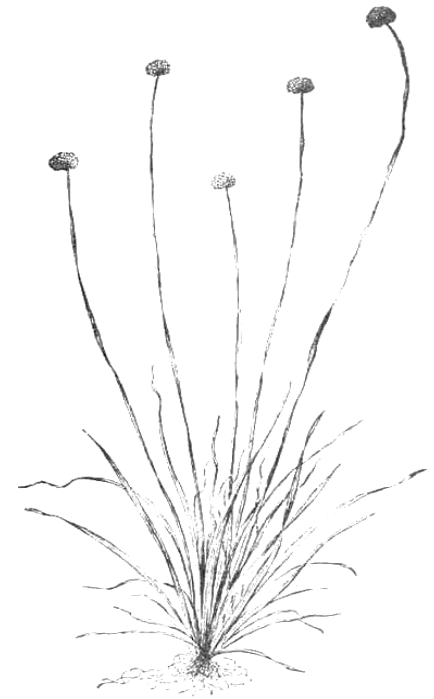
*blade or strap-shaped
leaves arranged on stems*



(4 IAP in this category)



*everything
else!!*



Distinguishing Friend from Foe

Plant ID Exercise



Distinguishing Friend from Foe

Check trays to make sure plants have been sorted properly.

If plants are sorted properly, all plants in the “Everything Else” tray can be ruled out as suspected invaders (If time, help paddlers identify these friendly natives)

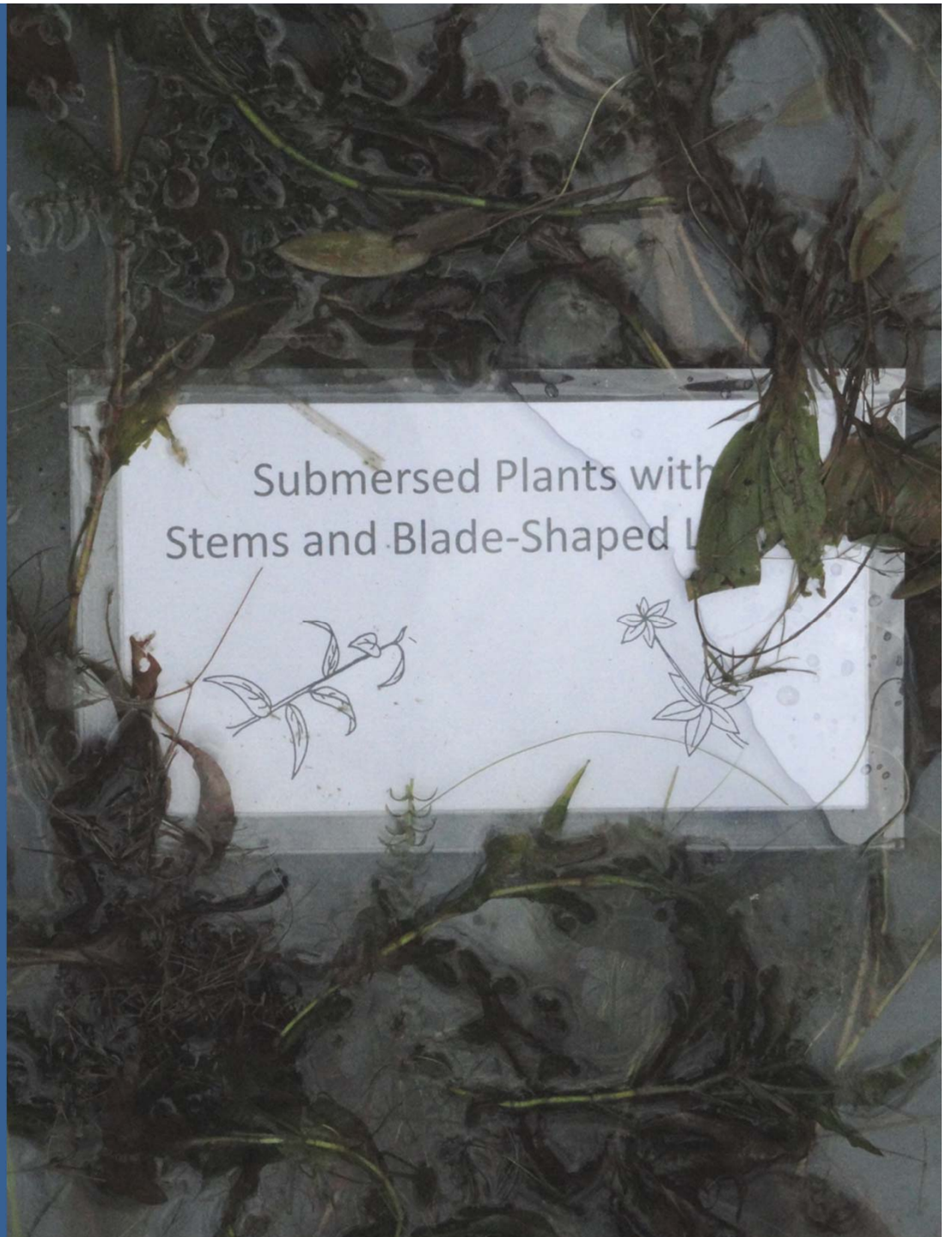
Use the Flip Book to help paddlers compare the plants in each of the three “possible invader” trays to the target invaders

Friend or Foe?

Any suspicious plants?

Milfoils are *always*
suspicious until *proven*
otherwise

Go over what to do if a
suspicious plant is
found





11:50 Final comments; Q & A; What's next?

12:00 Conclude

Next Steps ~ Building & Coordinating Your IPP Team



Host / Join a VLMP IPP Workshop

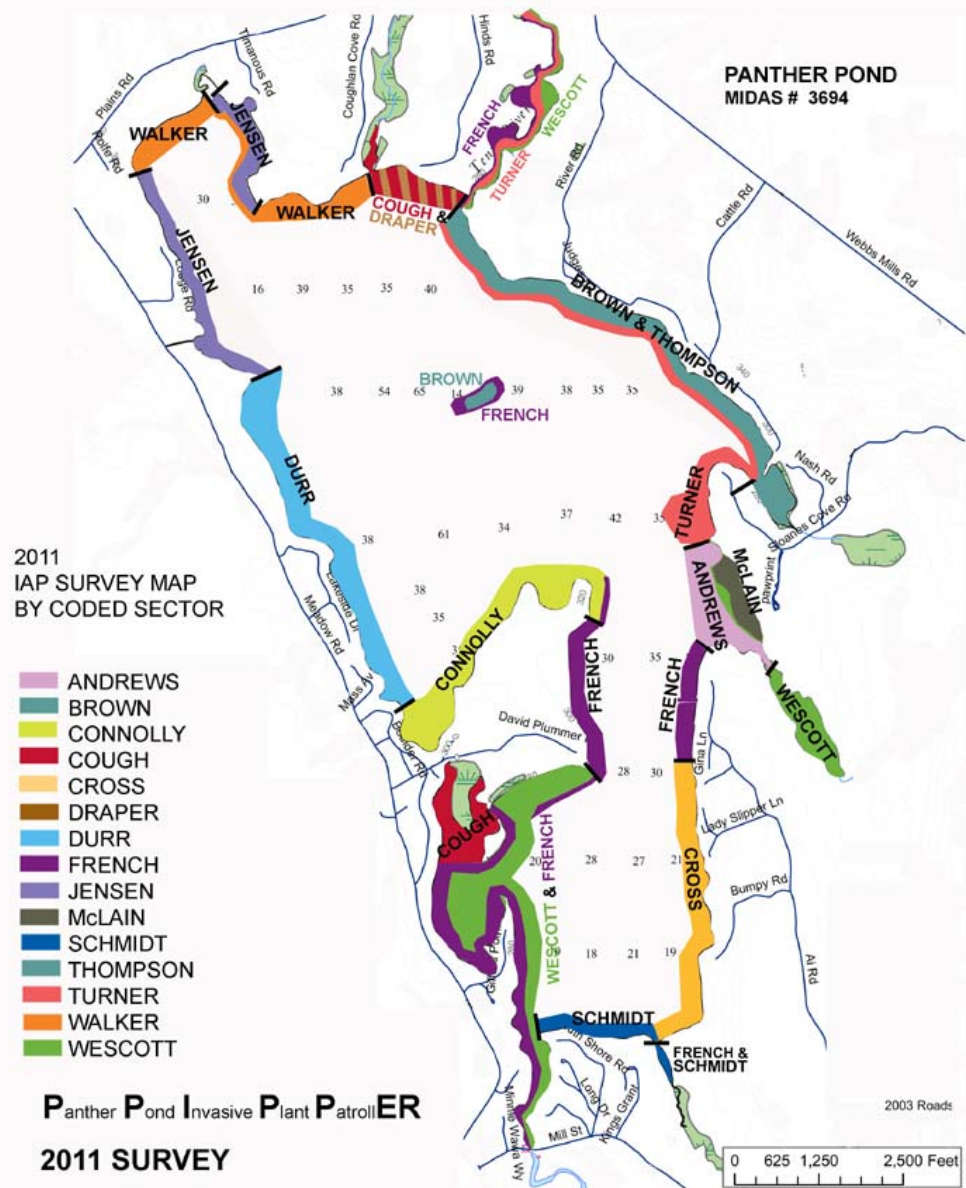


2015 IPP workshop schedule will be up on the VLMP
website in early spring at
www.MaineVolunteerLakeMonitors.org

Hold an IPP Lake Team Meeting



Use the meeting to get organized and determine the scope and strategy for your survey



Start Your Survey!



We're here to help you!



Presented by Christine Guerette

Presentation by Roberta Hill

Maine Volunteer Lake Monitoring Program

207-783-7733

www.mainevlmp.org

vlmp@mainevlmp.org



Thank you for joining us in this
important effort!



Questions??

